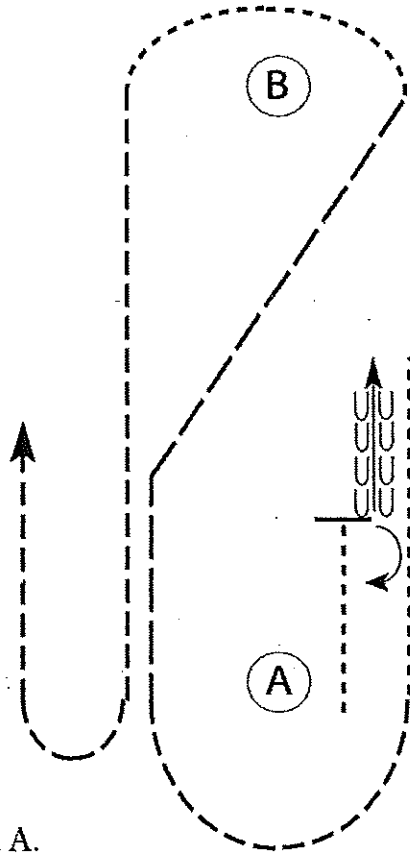


Classes 324, 325, 326, & 327

Western Horsemanship

Show Date: APRIL 22 2018

W W W . H O R S E S H O W P A T T E R N S . C O M



Be ready at A.

1. Walk approximately 2 horse lengths from A. Stop and perform a 1/2 turn right.
2. Back approximately one horse length then walk to A.
3. Jog around A then extend the jog in a straight line then diagonal line to B.
4. Break to the walk and walk around B.
5. Jog to A.
6. Continue to jog around A to exit.

Walk	-----
Jog	- - - - -
Extended Jog	- - - - -
Lope	—————
Lead Change	— / —
Back	← — — — —
Marker	ⓑ

[WH/WT-117]

Pattern Provided by:

HorseShowPatterns.com

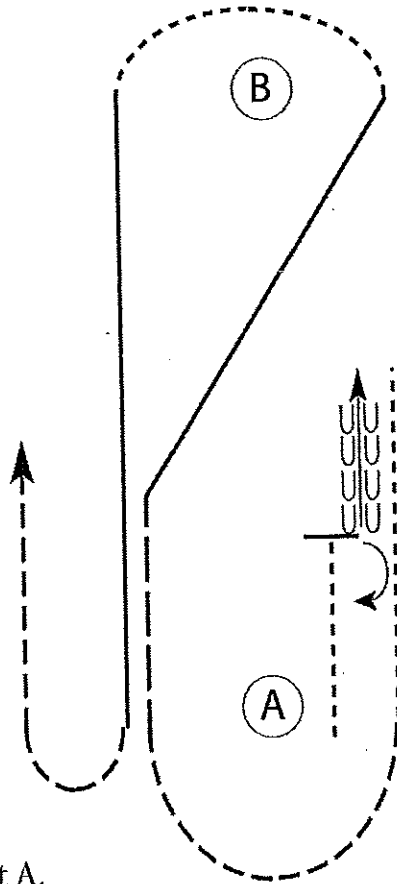
Classes: 328, 329, 330, 331, 332, & 334

Western Horsemanship

Show Date: 4-22-2018

W W W . H O R S E S H O W P A T T E R N S . C O M

W W W . H O R S E S H O W P A T T E R N S . C O M



Be ready at A.

1. Walk approximately 2 horse lengths from A. Stop and perform a 1/2 turn right.
2. Back approximately one horse length then walk to A.
3. Jog around A then extend the jog in a straight line halfway to B.
4. Lope on the left lead on the diagonal to B. Break to the walk and walk around B.
5. Lope on the right lead to A.
6. Break to the jog when even with A and jog around . . . to exit.

Walk	-----
Jog	- - - - -
Extended Jog	- - - - -
Lope	
Lead Change	⋈
Back	←
Marker	(B)

[WH/1-117]

Pattern Provided by:

HorseShowPatterns.com

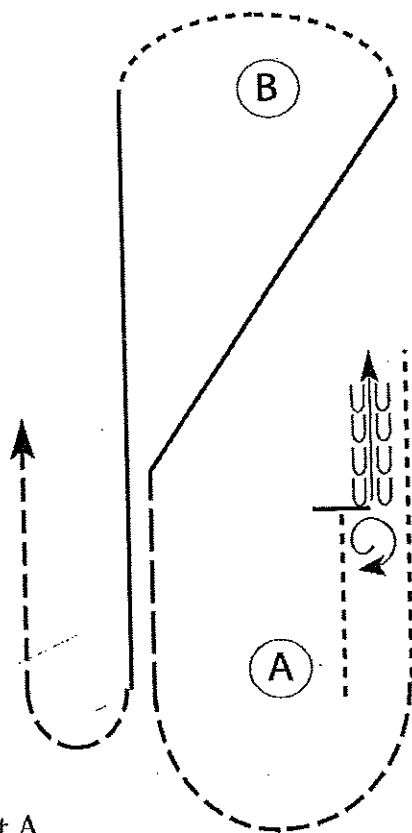
Classes: 333, 335, & 336

Western Horsemanship

Show Date: ~~July 22~~ 2018

W W W . H O R S E S H O W P A T T E R N S . C O M

W W W . H O R S E S H O W P A T T E R N S . C O M



Be ready at A.

1. Walk approximately 2 horse lengths from A. Stop and perform a 1 1/2 turn right.
2. Back approximately one horse length then walk to A.
3. Jog around A then extend the jog in a straight line halfway to B.
4. Lope on the left lead on the diagonal to B. Break to the walk and walk around B.
5. Lope on the right lead to A.
6. Break to the jog when even with A and jog around A to exit.

Walk	-----
Jog	- - - - -
Extended Jog	— — — —
Lope	
Lead Change	⌘
Back	←
Marker	(B)

[WH/2-117]

Pattern Provided by:

HorseShowPatterns.com