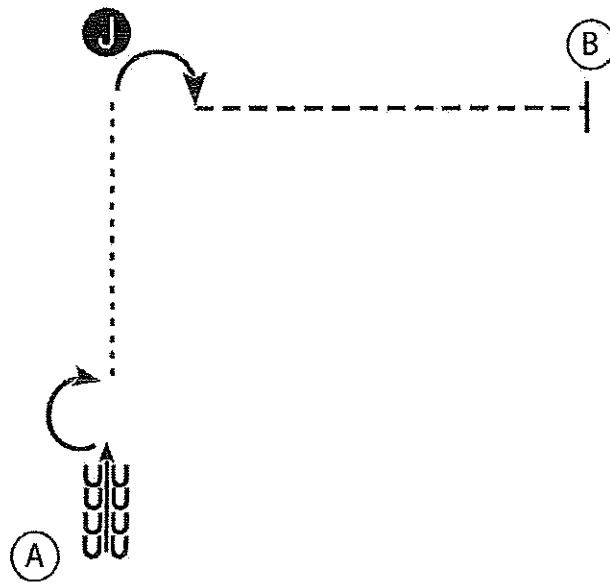


3


Classes 102, 107, 108, 109,
106

www.HorseShowPatterns.com

www.HorseShowPatterns.com



1. Back 4 steps at A
2. Perform a 180 degree turn
3. Walk to the judge and set up for inspection
4. When dismissed perform a 90 degree turn and trot to B
5. Stop at B

Walk
 Trot - - - - -
 Back ← 
 Marker (B)
 Judge (J)

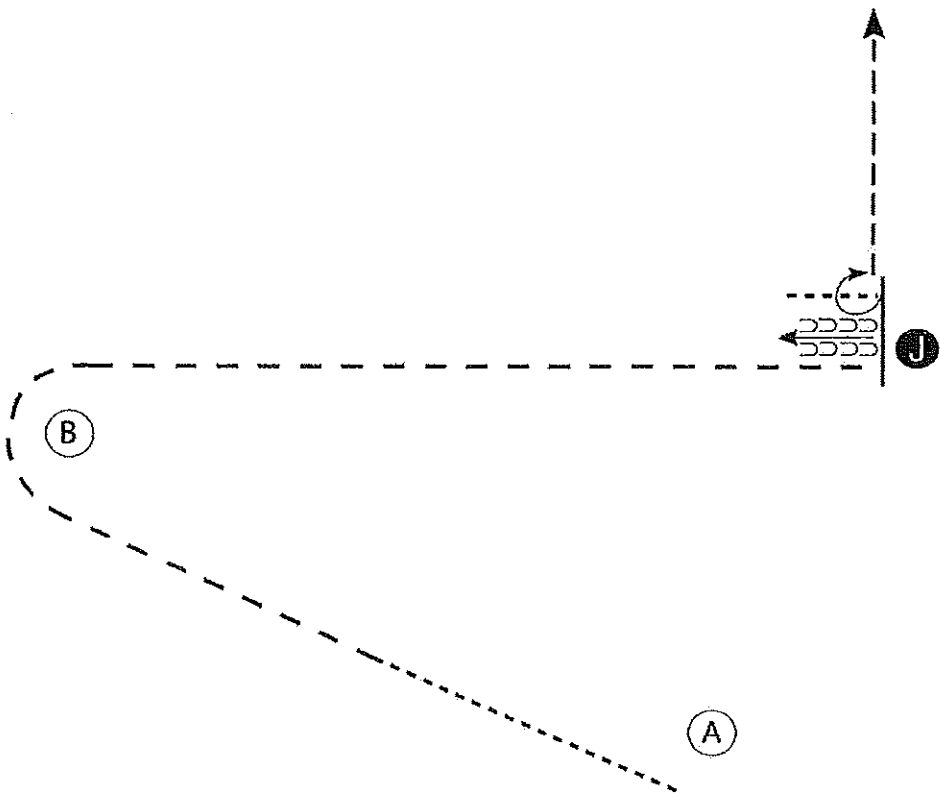
6

Classes 110 & 111

Class 111 walk only

www.horsheshowpatterns.com

www.horsheshowpatterns.com



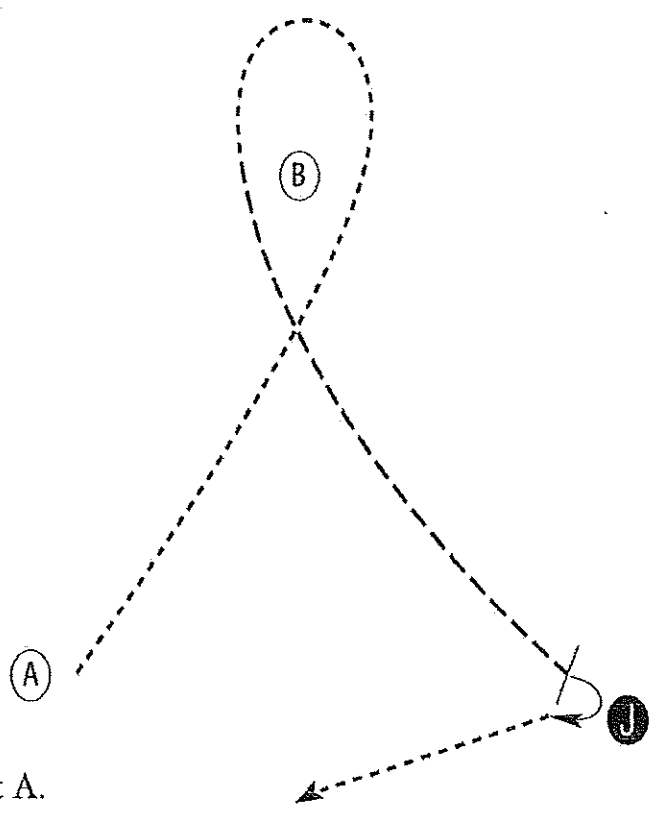
1. Begin at A. Walk halfway to B
2. Trot to and around B to the Judge
3. Stop and back one horse length
4. Walk to the Judge and set up for inspection
5. When dismissed perform a 270 degree turn and trot to the line-up

Walk
Trot	- - - - -
Back	← ← ← ← ←
Marker	(B)
Judge	(J)

Classes 112 + 113

www.horsheshowpatterns.com

www.horsheshowpatterns.com



Be ready at A.

1. Walk from A to and around B.
2. Trot from B to the judge.
3. Stop and set up for inspection.
4. When dismissed, turn approximately 90 degrees and follow the instructions of your ring steward.

Walk	-----
Trot	- - - - -
Back	←
Marker	⊙ B
Judge	⊙ J